

**ACCESSORIES:  
AS VARIED AS YOUR NEEDS**



**Chassis**

**Apertures**

**Handles**

**Locks**

**and much more**

# Every customer has individual requirements

## 1. Chassis

### ■ BRAKES

#### ■ Foot brake (standard version)

- Foot pedals on the front wheels prevent rotating and swivelling

#### ■ Central brake

- A foot pedal on the right side of the container prevents the two front wheels rotating and swivelling; the brake engages automatically and is disengaged with a triangular key

### ■ DIRECTIONAL LOCK

- Prevents both left hand wheels from swivelling, which enables easy manoeuvring

### ■ WHEELS

#### ■ Castors with steel rim

- Strong durable rim for heavy loads

#### ■ Castors with steel rim and ball bearing

- Suitable for the heaviest loads and for travel over long distances; standard for use with towing brackets

#### ■ Non-marking castors

- For indoor use; tyres do not mark floor covering

#### ■ Castors with Polyamide (nylon) wheels

- For special hygiene requirements, e.g. use in the food industry

#### ■ Castors with elastic-solid rubber tyres and ball bearing

- Durable tyre with minimal rolling resistance; recommended for use with heavy loads and towing brackets

#### ■ Castors with steel rim, roller-bearing and RD-tyres

- Durable tyre with minimal rolling resistance; recommended for use with heavy loads and towing brackets

### ■ TOWING BRACKETS

- Up to 5 containers can be linked
- Can be retro-fitted

### ■ FORK LIFT DEVICE

- For easy transportation by fork-lift truck




foot brake



central brake




directional lock



steel rim



steel rim, ball bearing




non-marking castors



polyamide wheels



elastic-solid rubber tyres



RD-tyres



towing brackets



towing brackets



fork-lift device



fork-lift device

## 2. Lid apertures

### ■ RECYCLING APERTURES-ROUND

- 150 mm diameter with rubber rosette and cover ring
  - Two apertures per container
    - Ring neatly covers the rosette fastenings
    - Suitable for standard bottles
- 200 mm diameter with rubber rosette
  - Two apertures per container
    - Suitable for large bottles
- 200 or 300 mm diameter without rubber rosette
  - A low cost solution (not shown)



150 mm Ø



150 mm Ø



150 mm Ø



200 mm with rubber rosette

### ■ PAPER APERTURES

- Front opening (1100 litre flat lidded container)
  - Two small slots, ideal for the collection of confidential documents (in combination with lid lock)
- Paper hood
  - Recommended for outdoor use
  - Various eye catching colour options



front opening




paper hood on top

### ■ RECYCLING APERTURES-RECTANGULAR

- Rectangular opening with brushes and cover ring
  - Suitable for the collection of recyclable material such as plastics, cans or glass
  - Ring neatly covers the brush fastenings



recycling aperture



recycling aperture

### ■ LID WITHIN A LID

- Available for the 660 litre container and all dome lidded containers
- The lightweight additional lid allows for effortless filling of the container
- Prevents depositing of bulky waste
- Various eye-catching colour options
- The 1100 litre container can be filled from both sides, with the addition of a further lid at the rear



lid within a lid



lid within a lid



lid within a lid



lid within a lid

## 3. Lid opening device

- Effortless opening of the lid with a foot pedal
- Prevents manual handling of lid
- Stable design, corrosion resistant metal
- Can be retro-fitted



lid opening device



lid opening device

## 4. Easy-grip rear handles

- Available for all dome lidded containers (1100 litre with child safety device, 1100 litre lid within a lid, 1100 litre automatic lock)
- Easy manoeuvring of the container, even with heavy loads and/or with protective gloves



easy-grip handles



easy-grip handles

## 5. Noise reduction -flat lidded

### ■ LID CLOSING

- Reduces the noise of the lid when closing

### ■ LID OPENING

- Prevents lid banging against body when fully opened



lid closing



lid opening

## 6. Lid locks

### ■ TRIANGULAR LID LOCK

- Operated with triangular key in accordance with DIN standard for extra security
- On domed lidded containers the lock is integrated into the lifting trunnion
- Snap-lock or lock/unlock function on flat lidded containers



triangular lid lock



triangular lid lock

### ■ AUTOMATIC LOCK

- The container unlocks automatically when emptied and locks again when lowered. The collector does not require a key and there is no slowing of the disposal process.
- Standard with 1100 litre automatic lock

#### ■ Version 2300/2303

- With cylinder lock

#### ■ Version 2303

- In addition to the built-in cylinder lock, a standard half cylinder can be installed which can be opened with a master key
- The automatic locks are available with either individual or universal keys



automatic lock  
2300/2303



automatic lock 2303



automatic lock

### ■ PADLOCK DEVICE

- Standard with all dome lidded containers
- For all common types of padlock



padlock device



padlock device

## 7. Markings\*

### ■ LID IMPRINT

- A permanent imprint is stamped into the container

### ■ HOT-FOIL IMPRINT

- A durable, single colour hot-foil imprint for individual marking on the container body

### ■ MOULD ON GRAPHICS

- Individual, single colour marking on body and/or lid

### ■ ADHESIVE LABEL

- Individual markings with exchangeable multicoloured adhesive labels



lid imprint



hot-foil imprint



mould on graphics



adhesive label

\*batch quantities only

# Our accessories are the answer

## User-friendly and future-oriented

SULO accessories are proven through their superior quality and attention to detail. With the choice of 3 basic models, and so many accessories you are sure to find a container that meets your individual requirements.



MGB 660



MGB 1100 dome lidded with child safety device



MGB 1100 dome lidded lid within a lid



MGB 1100 flat lidded



MGB 1100 dome lidded automatic lock

# All models, all options

		MGB 660	MGB 1100 flat lid	MGB 1100 dome lid with child safety device	MGB 1100 dome lid lid within a lid	MGB 1100 dome lid automatic lock
Chassis	Foot brake	●	●	●	●	●
	Central brake	●	●	●	●	●
	Directional lock (x 2)	●	●	●	●	●
	Castors with steel rim	●	●	●	●	●
	Castors with steel rim and ball bearing	●	●	●	●	●
	Non-marking castors	●	●	●	●	●
	Castors with Polyamide (nylon) wheels	●	●	●	●	●
	Castors with elastic-solid rubber tyres and ball bearing	●	●	●	●	●
	Castors with steel rim, roller bearing and RD-tyres	●	●	●	●	●
Lid apertures		150 mm with cover ring and rubber rosette (x 2)	●	●	●	○
		200 mm with rubber rosette (x 2)	●	●	●	○
		200 mm without rubber rosette (x 2)	●	●	●	○
		300 mm without rubber rosette (x 2)	●	●	●	○
	Paper slot top	530x95 mm (without cover)	●	●	●	○
	Paper slot front (x 2)		○	●	○	○
	Paper hood		●	●	●	○
	Packaging aperture	260x160 mm with cover ring and brushes (x 2)	●	●	○	○
	Small lid within a lid (rear)		○	○	●	●
Lid within a lid (front)		●	○	○	Standard	
Lid opening device		●	●	●	●	●
Handles	Easy-grip handles	Standard	Standard	●	●	●
	Grab handles	Standard	Standard	Standard	Standard	Standard
Towing brackets		●	●	●	●	●
Fork-lift device		●	●	●	●	●
Noise reduction	Lid closing	●	●	○	○	○
	Lid opening	●	●	○	○	○
Locks	Triangular lid lock	x 1	●	●	● <sup>2</sup>	○
		x 2	●	○	○	○
	Padlock device		●	●	Standard	Standard
	Automatic lock	2300/2303	●	●	○	○
2303		●	●	○	○	
Individual markings <sup>4</sup>	Lid imprint	●	●	●	●	
	Mould on graphics on lid	●	●	●	●	
	Adhesive label on lid	●	●	●	●	
	Mould on graphics on body	●	●	●	●	
	Hot-foil imprint on body	●	●	●	●	
	Adhesive label on body	●	●	●	●	

● available ○ not available

<sup>1</sup>: with two paper hoods

<sup>2</sup>: only for main lid

<sup>3</sup>: with type 2302 as standard

<sup>4</sup>: batch quantities only



SULO MGB Australia Pty Ltd  
123 Wisemans Ferry Road  
Somersby NSW 2250

#### Australia

Tel: +61 (0) 2 - 4348 8188

Fax: +61 (0) 2 - 4348 8128

Internet: [www.sulo.com.au](http://www.sulo.com.au)

E-mail: [info@sulo.com.au](mailto:info@sulo.com.au)

SULO – Queensland Office  
11 Argon Street  
Sumner Park QLD 4074

#### Australia

Tel: +61 (0) 7 - 3725 5000

Fax: +61 (0) 7 - 3725 5099

SULO – Victorian Office  
1950 Hume Hwy  
Campbellfield VIC 3061

#### Australia

Tel: +61 (0) 3 - 9357 7320

Fax: +61 (0) 3 - 9357 7340

SULO - New Zealand  
PO Box 58 962  
Greenmount, Manukau City 2141

#### New Zealand

Tel: +64 9 273 6870

Fax: +64 9 273 8483